

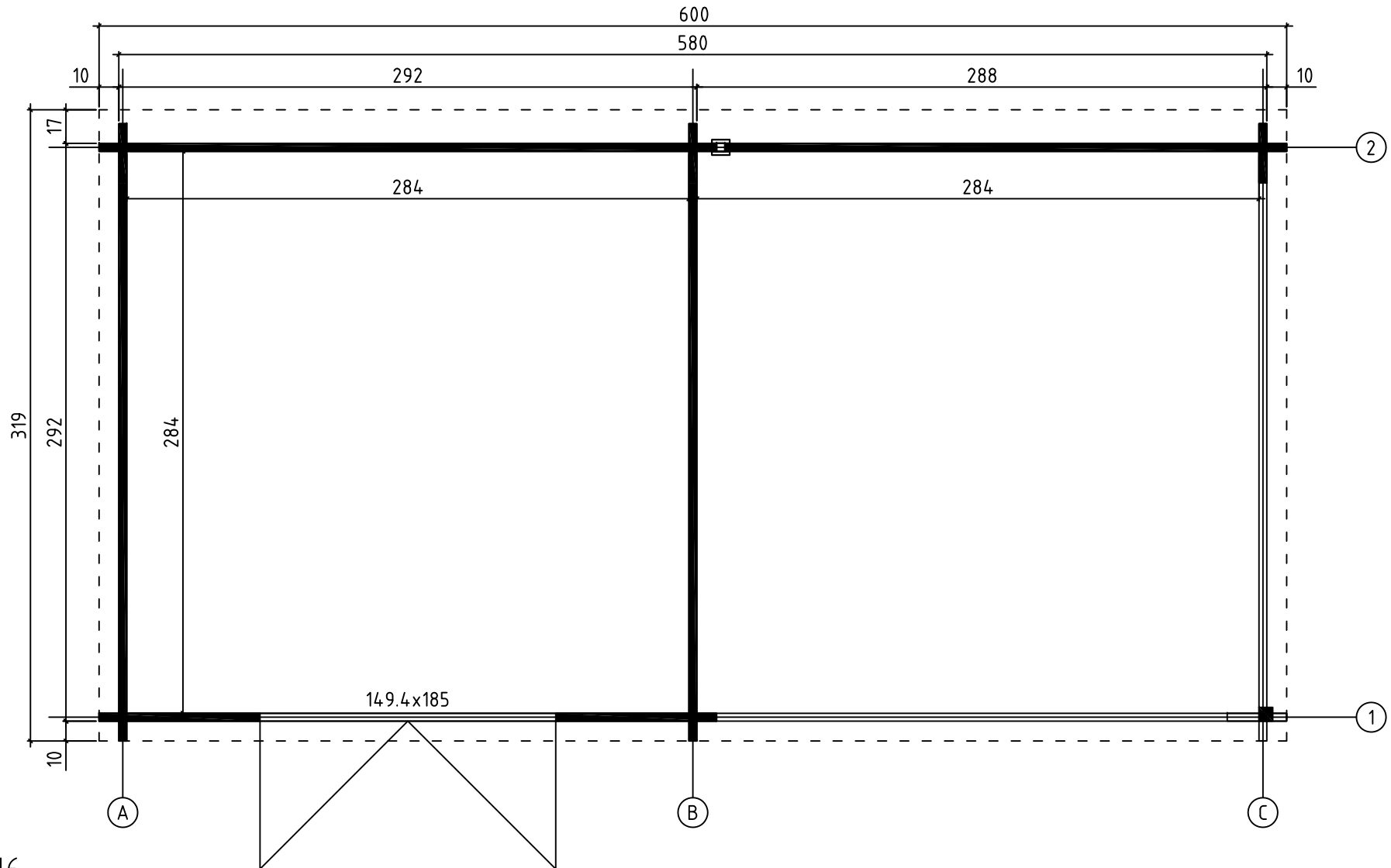
Art. Nr. 4011001  
1/7



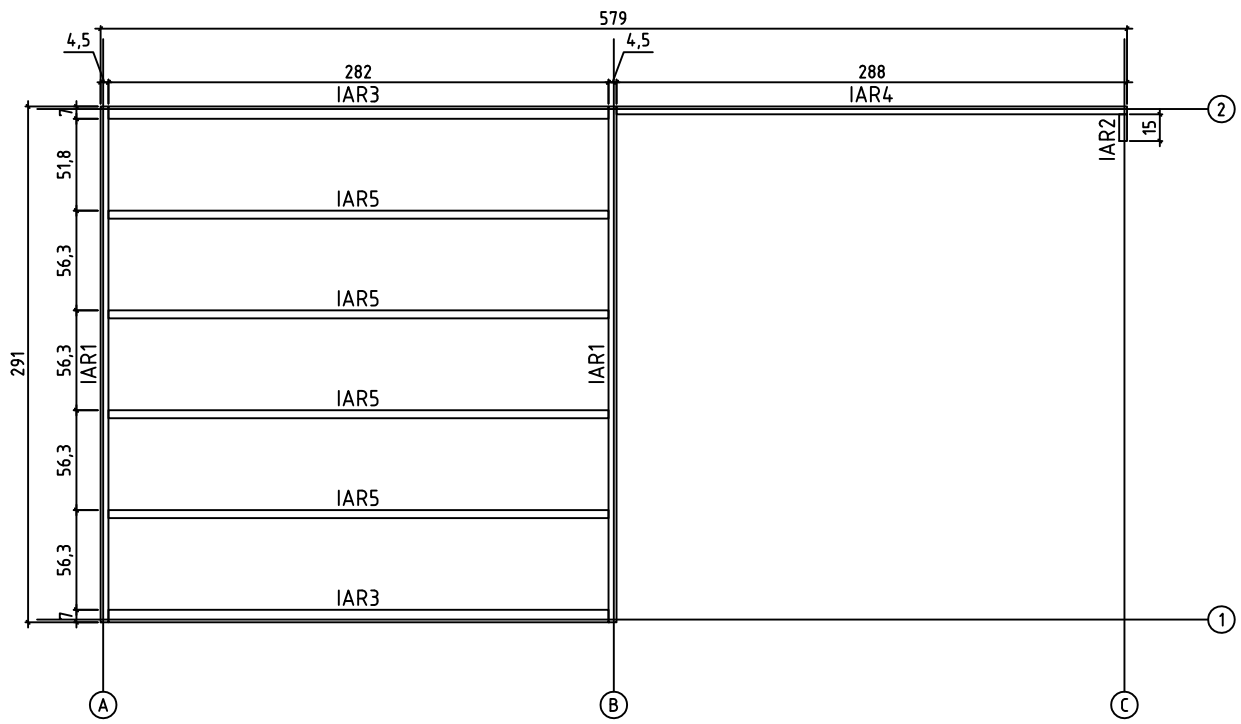
20.01.2016

Art. Nr. 4011001

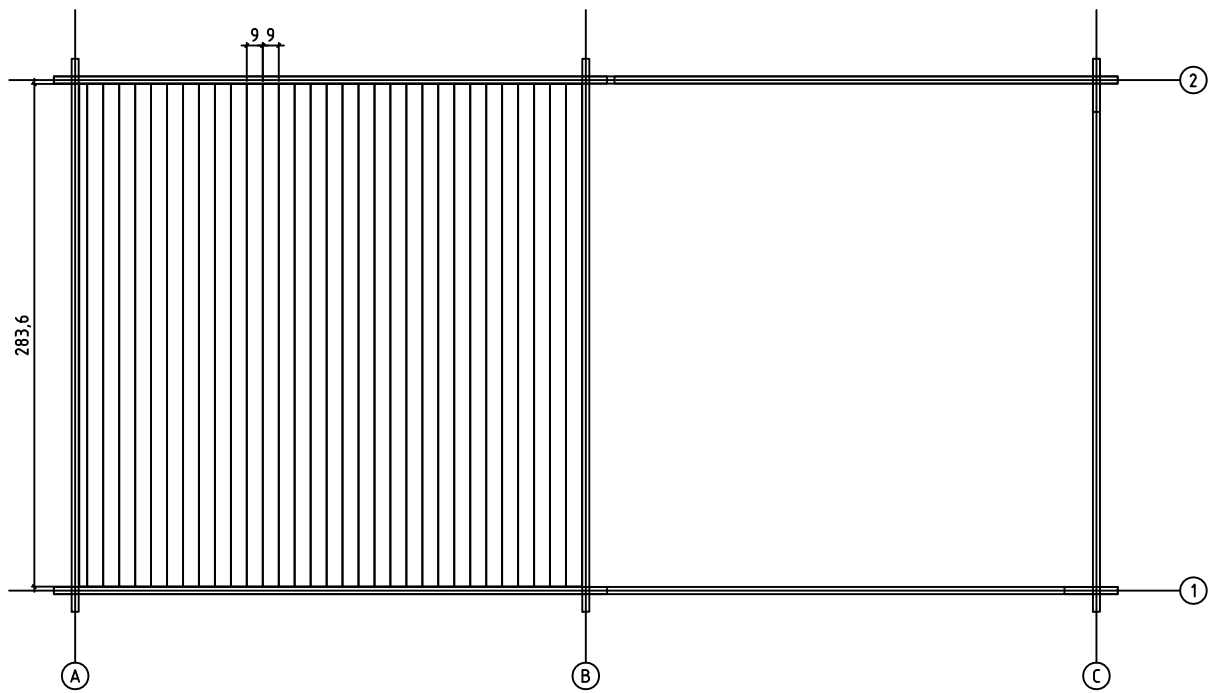
GROUNDPLAN - GRUNDPLAN - PLAN DE MASSE

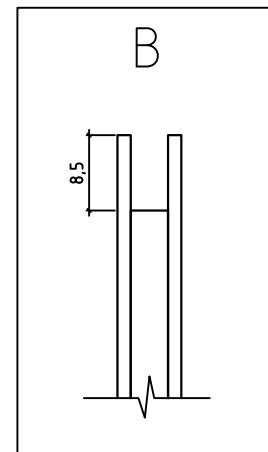
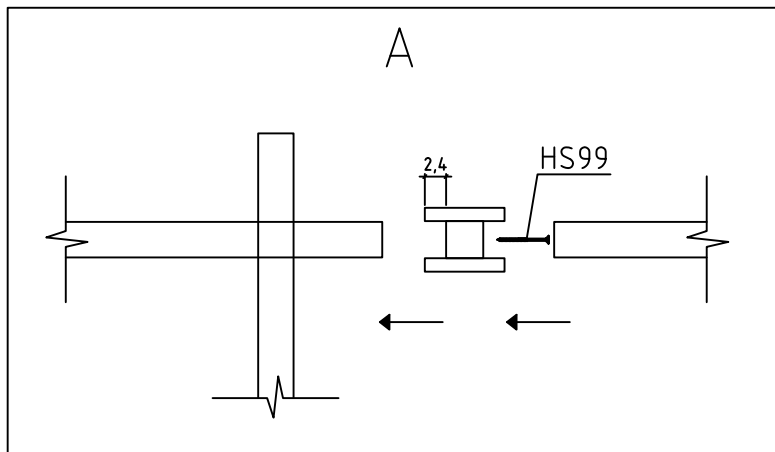
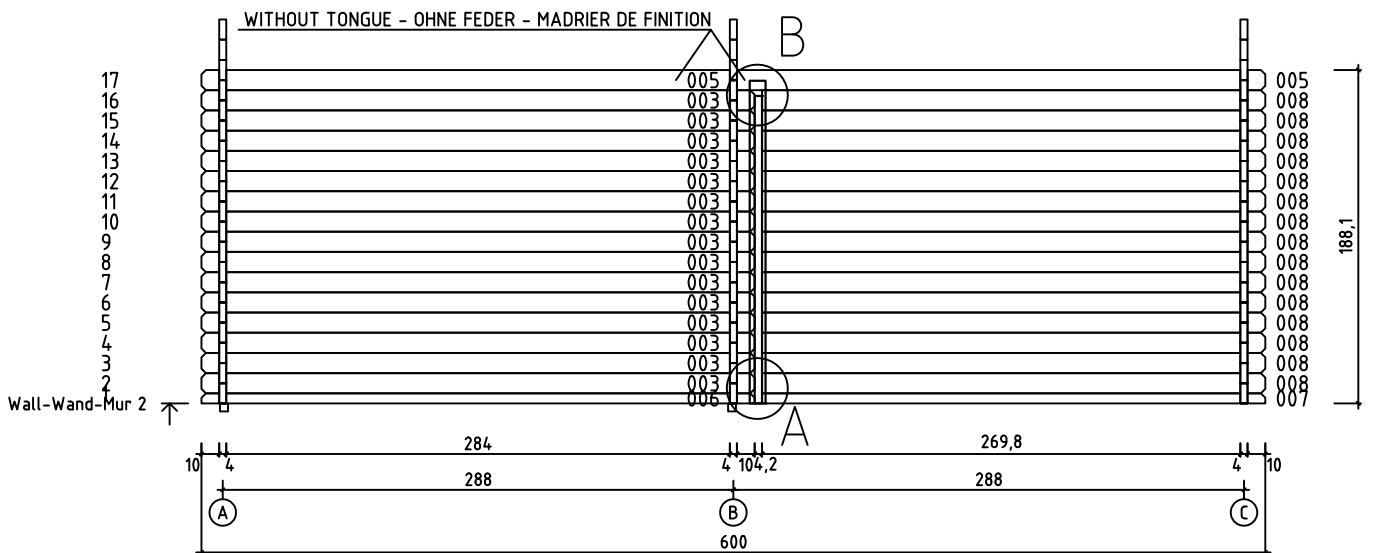
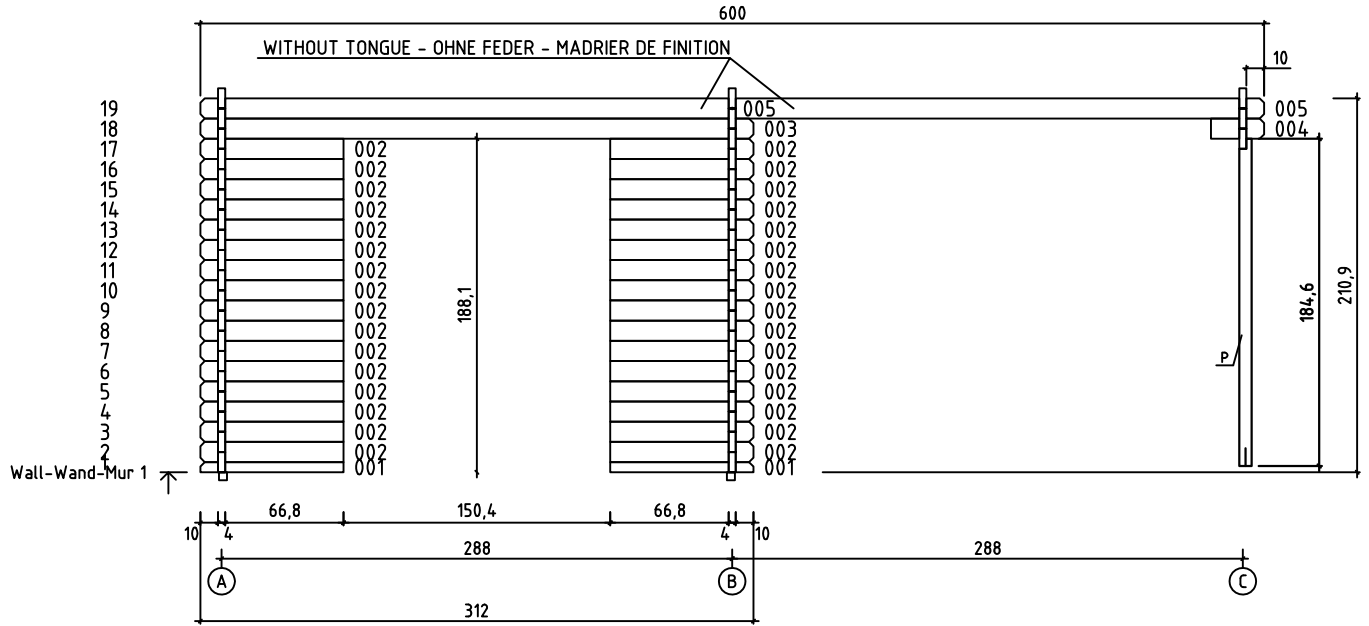


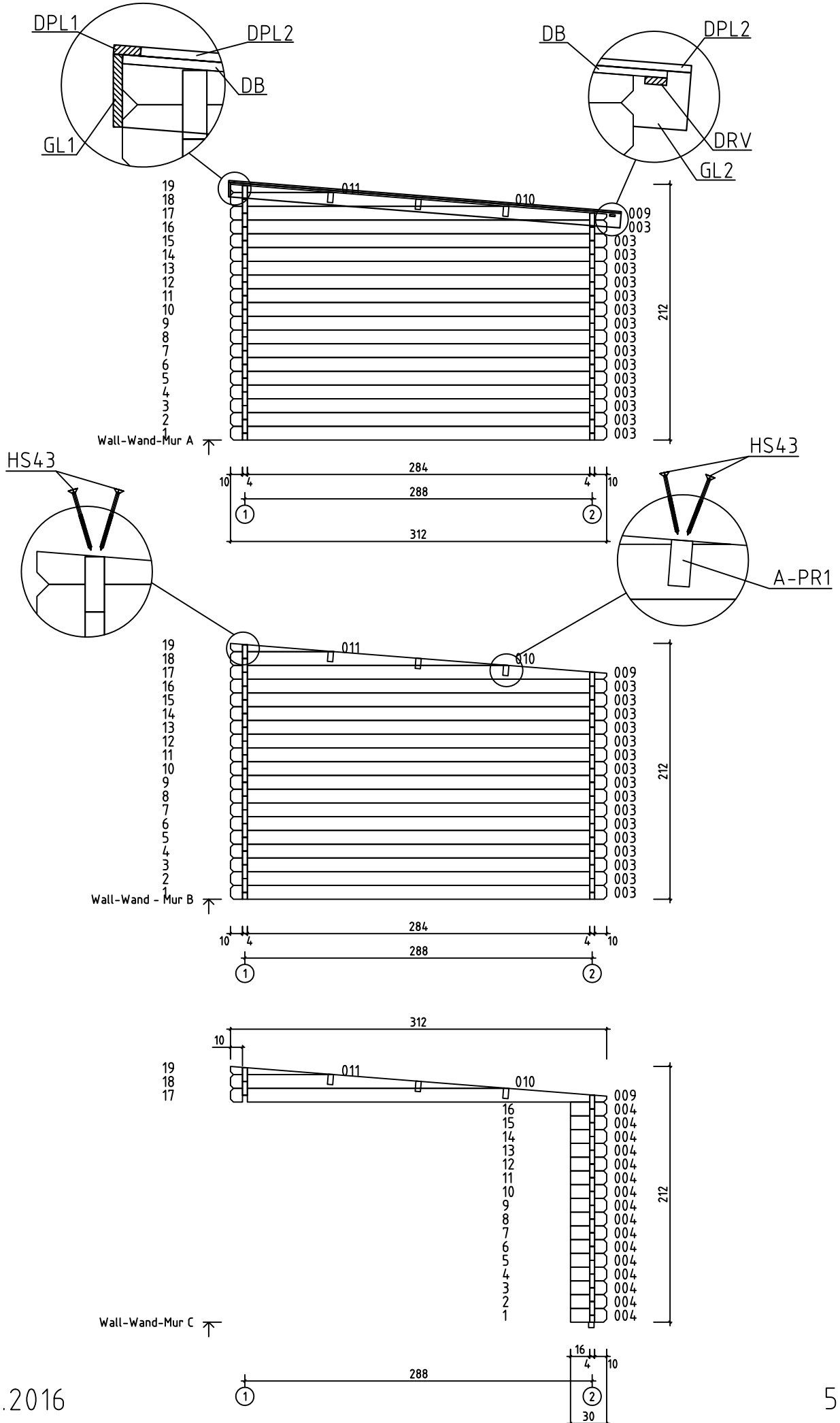
FOUNDATION - FUNDAMENT - FONDATION

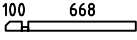
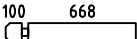
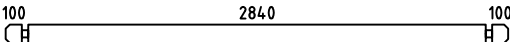

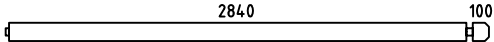
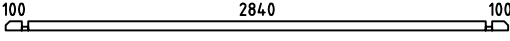
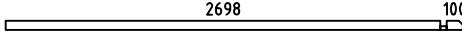
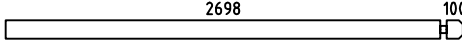
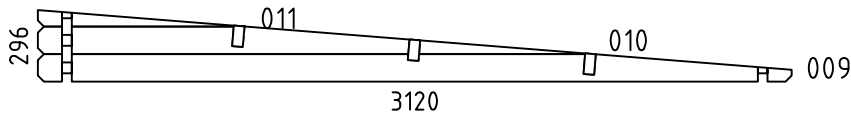












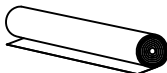




FLOOR BOARDS - FUSSBODENBRETTER - LAME DE PLANCHER



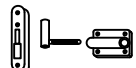
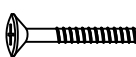
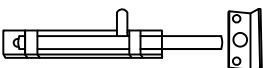

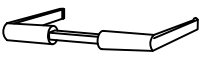

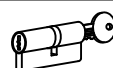

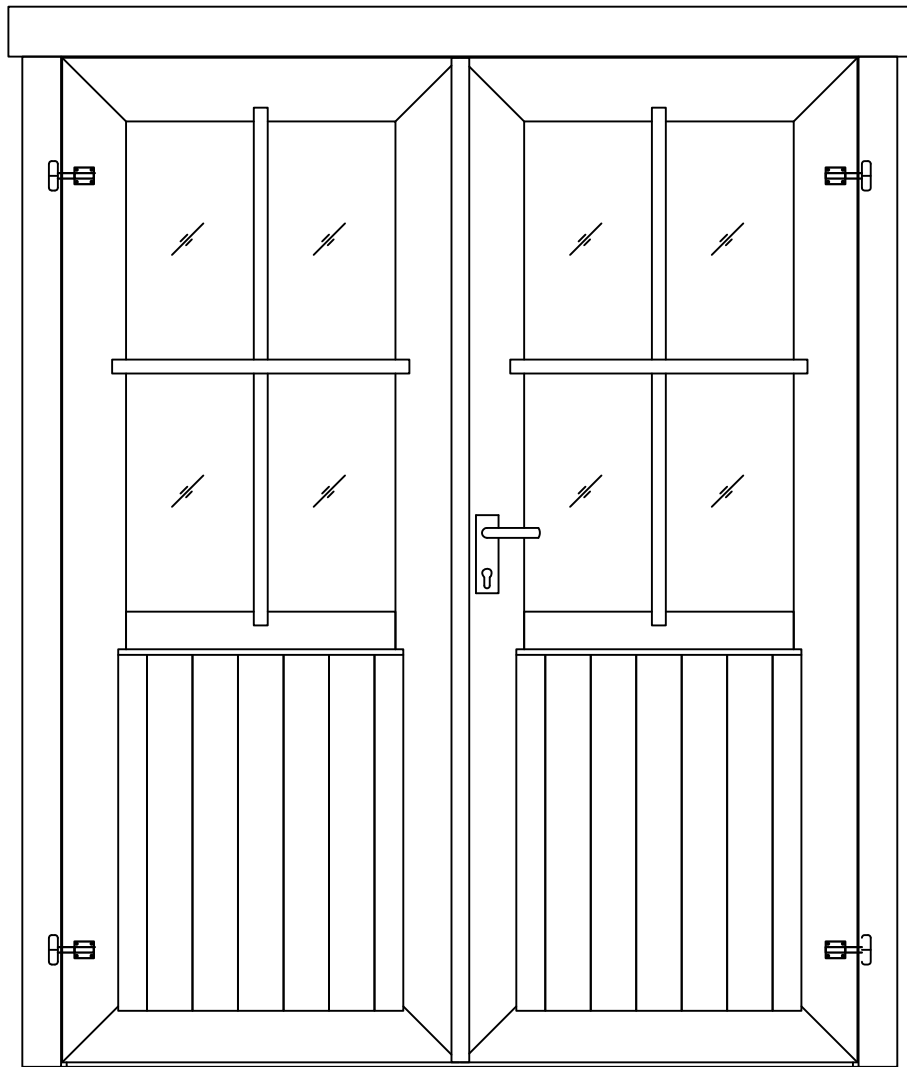







Pos	20.01.2016	Piecelist - Stücklist - Liste des composants Art. Nr. 4.011001	6/8	Q.	P (mm)	L (mm)
001				2	40x57	808
002				32	40x114	808
003				48	40x114	3120
004				17	40x114	300
005				4	40x114	3000
006				1	40x57	3120
007				1	40x57	2838
008				15	40x114	2838
WA-1 WB-1 WC-1				1 1 1		
IAR3		FOUNDATION - FUNDAMENT - FONDATION		2	70x45	2820
IAR1		FOUNDATION - FUNDAMENT - FONDATION		2	45x45	2910
IAR4		FOUNDATION - FUNDAMENT - FONDATION		1	45x45	2880
IAR5		FOUNDATION - FUNDAMENT - FONDATION		4	45x45	2820
IAR2		FOUNDATION - FUNDAMENT - FONDATION		1	45x45	150
A-PR1		ROOF BEAM - DACHBALKEN - PANNE DE TOIT		6	44x95	3000
	FLOOR BOARDS - FUSSBODENBRETTER - LAME DE PLANCHER			32	90x18	2836
DB	ROOF BOARDS - DACHBRETTER - VOLIGES			67	90x15	3200
	FLOOR FILLET - FUSSBODENLEISTE - CORNIERE DE FINITION DU PLANCHER				18x18	11.34
	H-PROFILE - WANDVERBINDUNG - PROFILE H			1	72x90	1820
DPL1	ROOFING FELT FILLET - DACHPAPPENLEISTE - BAGUETTE DE FIXATION DU FEUTRE BITUMEUX			2	15x45	3015
DPL2	ROOFING FELT FILLET - DACHPAPPENLEISTE - BAGUETTE DE FIXATION DU FEUTRE BITUMEUX			2	15x45	3220
DPP	ROOFING FELT (STRIP) - DACHPAPPE (BAHNEN) - FEUTRE BITUMEUX (BANDE)			4		6100
P	POST - PFOSTEN - POTEAU			1	70x70	1846
DRV	ROOF EDGE REINFORCEMENT - DACHRANDVERSTÄRKUNG - CORNIERE DE RENFORT DE BORD DE TOIT			2	15x45	3000

Pos	20.01.2016	Piecelist - Stücklist - Liste des composants Art. Nr. 4011001	7/8	Q.	P (mm)	L (mm)
KFS		STORM PROTECTION - STURMLEISTE - LATTE ANTI-TEMPETE 		5	22x45	2050
GL1		GABLE MOULDING - GIEBELLEISTE - PLANCHE DE RIVE 		2	15x120	3015
GL2		GABLE MOULDING - GIEBELLEISTE - PLANCHE DE RIVE 		2	15x120	3250
		SCREW FOR GEORGIAN BARS - SCHRAUBE FÜR SPROSSEN - VIS DE BARRES GEORGIENNE 		8	2.5x20	
		SCREW FOR POST - SCHRAUBEN FÜR PFOSTEN - VIS DE FIXATION DES POTEAUX 		2	3.5x50	
HS22		SCREW FOR FIXING DOOR TO THE WALL - SCHRAUBE ZUR BEFESTIGUNG TÜR - ZARGE MIT WAND - VIS POUR FIXATION DORMANT DE PORTE AU 1ER RANG DE MADRIER 		2	3.5x50	
HS16		SCREW FOR GABLE MOULDING - SCHRAUBEN FÜR GIEBELLEISTE - VIS POUR FIXATION PLANCHE DE RIVE 		34	3.5x50	
HS59		SCREW FOR DOORSTEP - SCHRAUBEN FÜR SWELLE - VIS POUR FIXATION BARRE DE SEUIL 		3	3x30	
		SCREW FOR ROOF EDGE REINFORCEMENT - SCHRAUBEN FÜR DACHRANDVERSTÄRKUNG - VIS POUR FIXATION CORNIERE RENFORT DE BORD DE TOIT 		14	3x30	
HS3		SCREW FOR DOOR FILLET - SCHRAUBE ZUR BEFESTIGUNG TÜRLEISTE - VIS POUR FIXATION BAGUETTE D'ARRET DE PORTE 		5	3x30	
HS99		SCREW FOR WALL DETAILS - SCHRAUBE FÜR WAND DETAILS - VIS POUR MUR DETAILS 		1	4.5x80	
HS56		SCREW FOR FIXING BOLT HINGE - SCHRAUBE FÜR TÜRRIESEL - VIS POUR FIXATION GONDS DE PORTE - POUR OUVRANT 		16	4x30	
HS58		SCREW FOR FIXING BOLT HINGE - SCHRAUBE FÜR TÜRRIESEL - VIS POUR FIXATION GONDS DE PORTE - POUR OUVRANT 		12	4x40	
HS41		SCREW FOR DOOR JAMB - SCHRAUBE FÜR TÜRRAHMEN - VIS POUR FIXATION MONTANT DE PORTE 		2	4x60	
HS43		SCREW FOR ROOF BEAMS - SCHRAUBEN FÜR DACHBALKEN - VIS POUR FIXATION PANNES DE TOIT 		20	5x120	
		SCREW FOR 1. WALL BEAM - SCHRAUBE FÜR 1. BOHLENREIHE - VIS DE FIXATIONS 1ERE RANGÉE DE MADRIERS AVEC POUTRELLES DE FONDATIONS 		9	5x90	
		SCREW FOR FOUNDATION - SCHRAUBEN ZUR BEFESTIGUNG FUNDAMENT - VIS DE FIXATIONS DES POUTRELLES DE FONDATIONS 		14	5x90	
HS41		SCREW FOR DOOR JAMB - SCHRAUBE FÜR TÜRRAHMEN - VIS POUR FIXATION MONTANT DE PORTE 		2	5x90	
		SCREW FOR POST HEIGHT ADJUSTMENT - SCHRAUBEN FÜR REGULIERUNGSSCHRAUBE FÜR PFOSTEN - VIS DE FIXATION DE SUPPORT RÉGLABLE DE POTEAU 		8	6x50	
		ZN NAIL FOR FLOOR FILLET - ZN NÄGEL FÜR FUSSBODENLEISTE - POINTE POUR CORNIERE DE FINITION DU PLANCHER 		23	1.4x40	
SH40		HAMMER BLOCK - SCHLAGHOLZ - CALLE DE FRAPPE 		1		
SFS		NUT FOR STORM PROTECTION - SCHRAUBENMUTTER FÜR STURMLEISTE - ECROU POUR LATTE ANTI-TEMPETE 		10	D6	
		NUT FOR POST HEIGHT ADJUSTMENT - MUTTER FÜR REGULIERUNGSSCHRAUBE - ÉCROU POUR SUPPORT RÉGLABLE DE POTEAU 		1	D16	
NF2		ZN NAIL FOR ROOF - ZN NÄGEL FÜR DACHBRETTER - POINTE POUR FIXATION VOLIGES DE TOIT 		348	2x50	
		ZN NAIL FOR FLOOR - ZN NÄGEL FÜR FUSSBODENBRETTER - CLOUS POUR PLANCHER 		198	2x50	

Pos	20.01.2016	Piecelist - Stücklist - Liste des composants Art. Nr. 4011001	8/8	Q.	P (mm)	L (mm)
NFD		ZN NAIL FOR ROOFING FELT FILLET - ZN NÄGEL FÜR DACHPAPPENLEISTE - POINTE POUR BAGUETTE DE FIXATION FEUTRE BITUMEUX		30	2x40	
NF		ROOFING NAILS FOR ROOFING FELT - NÄGEL FÜR DACHPAPPE - POINTE POUR FIXATION FEUTRE BITUMEUX		205	2.8x15	
		MALE BOLT HINGE FOR DOOR - TÜRRIEGEL - PARTIE MALE DE PAUMELLE DE PORTE		4		
BFS		BOLT FOR STORM PROTECTION - BOLZEN FÜR STURMLEISTE - BOULON POUR LATTE ANTI-TEMPETE		10	6x70	
TL		LATCH BOLT FOR DOUBLE DOOR - TORRIEGEL - LOQUET POUR DOUBLE PORTE		2		90
DFS		WASHER FOR STORM PROTECTION - DICHTSCHEIBE FÜR STURMLEISTE - RONDELLE POUR LATTE ANTI-TEMPETE		10	D6	
TL4		DOOR HANDLE FITTINGS - TÜRGRIF - POIGNEE DE PORTE		1		
TL5		SET OF DOOR LOCK COVERS - SCHLOSSBLENDEN - SET DE GARNITURES DE PORTE		1		
		CYLINDER LOCK - ZYLINDERSCHLOSS - BARILLET DE PORTE		1	30x30	
		POST HEIGHT ADJUSTMENT - REGULIERUNGSSCHRAUBE FÜR PFOSTEN - SUPPORT RÉGLABLE DE POTEAU		1	D16	
		DOOR - TÜR - PORTE 1494x1850 SGA+28	TUK.2.044.SVP.MX40	1		
						

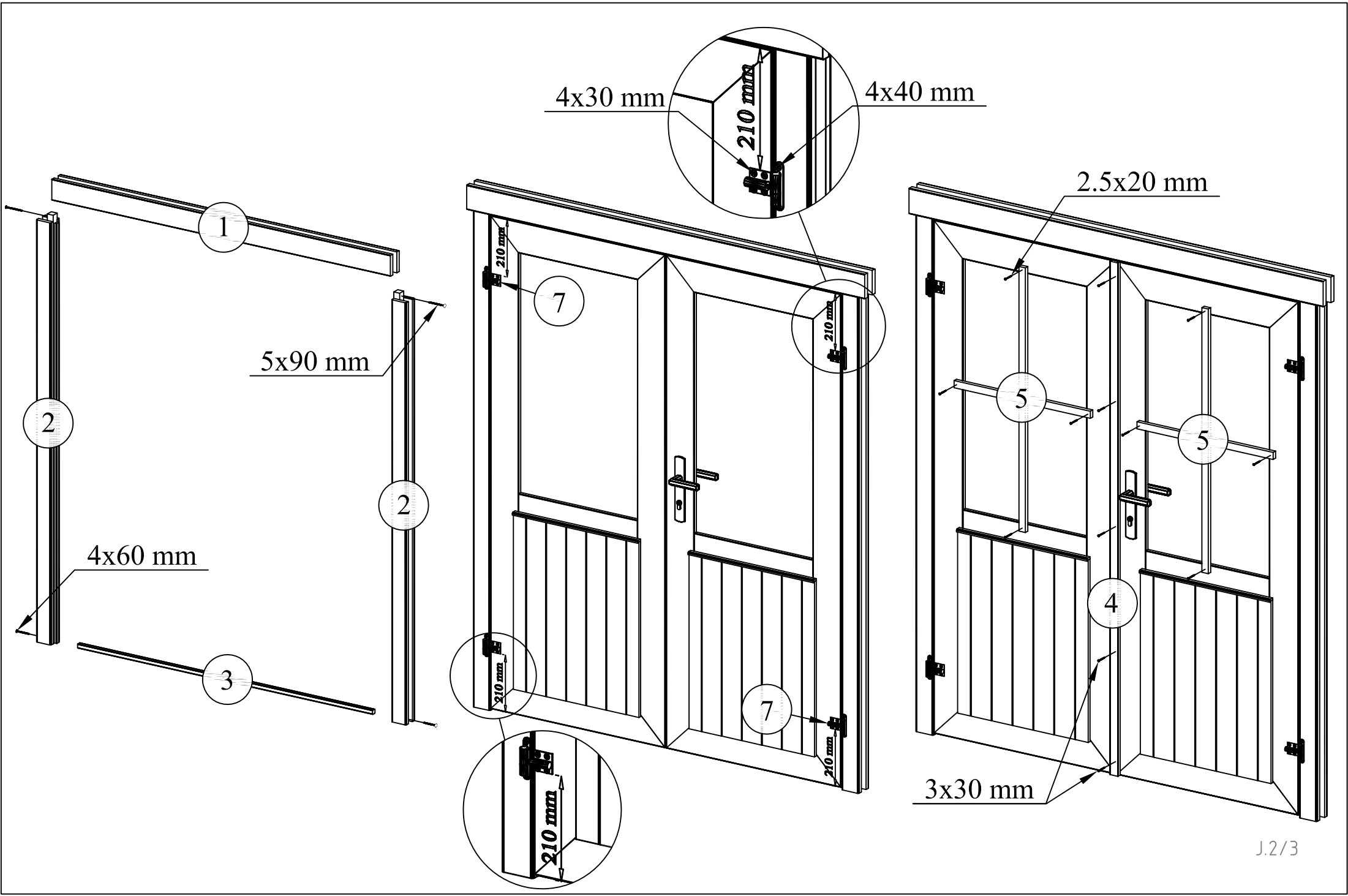


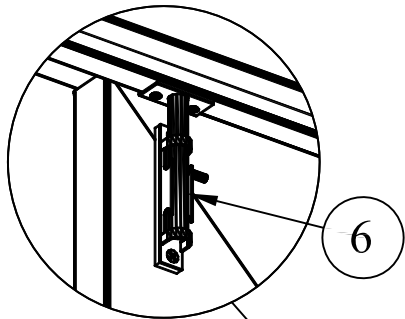


Allgemeine Montageanleitung - General assembly instructions - Instructions générales de montage

Pos	Piece list - Stückliste - Liste des pièces	Q.	P (mm)
1		1	77x100
2		2	77x80
3		1	18x29
4		1	13x32
5		4	15x25
6		2	
7		4	

Metall Tüschwelle gehört nicht zum Lieferumfang - Metal sill cover not included - Seuil de porte en métal non-inclus





6

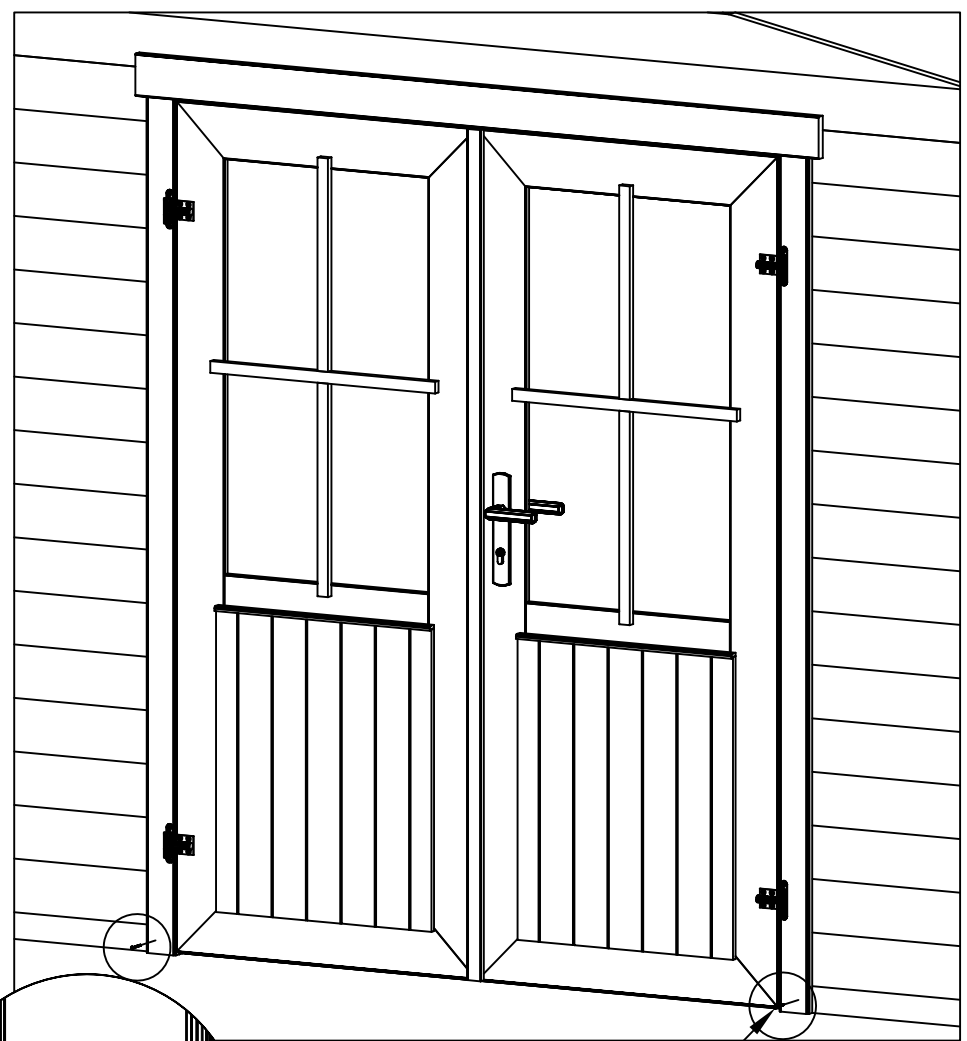


1

6

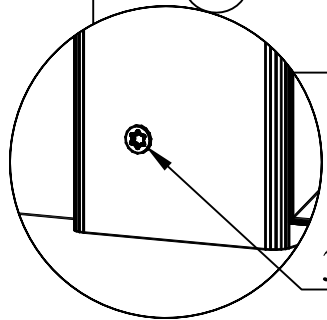
3x30 mm

3



2

3.5x50 mm



3.5x50 mm