
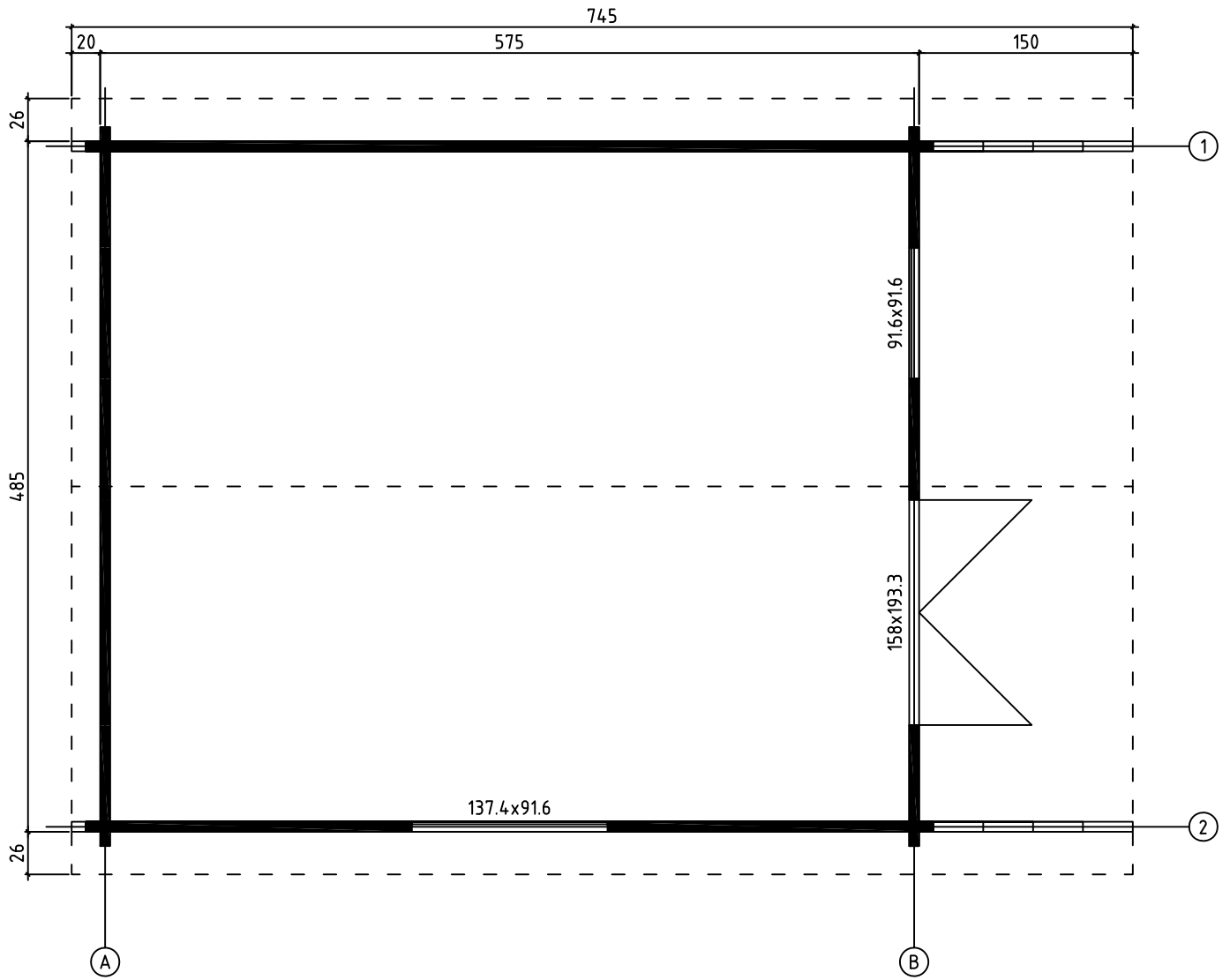


ART.NR. 700802

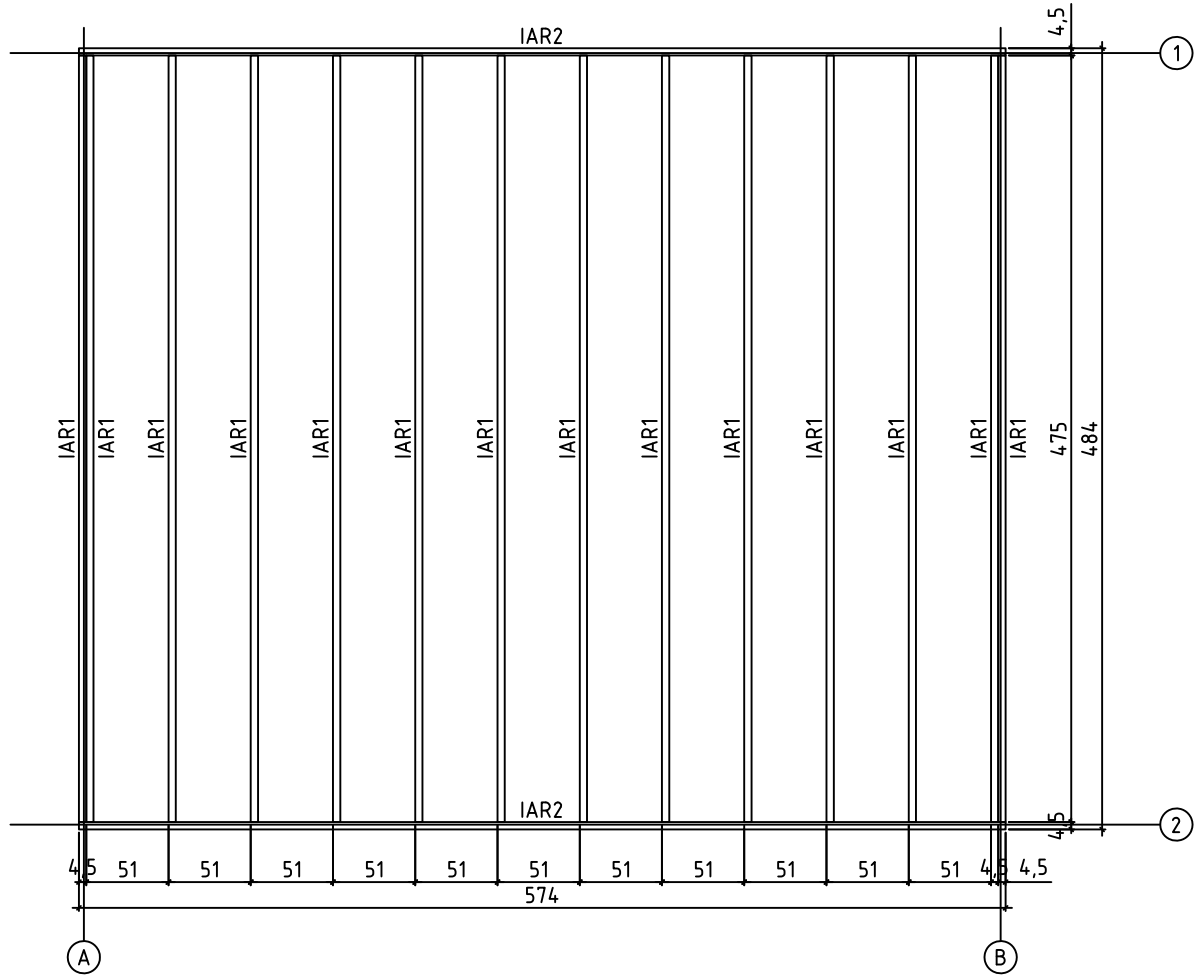
1/9



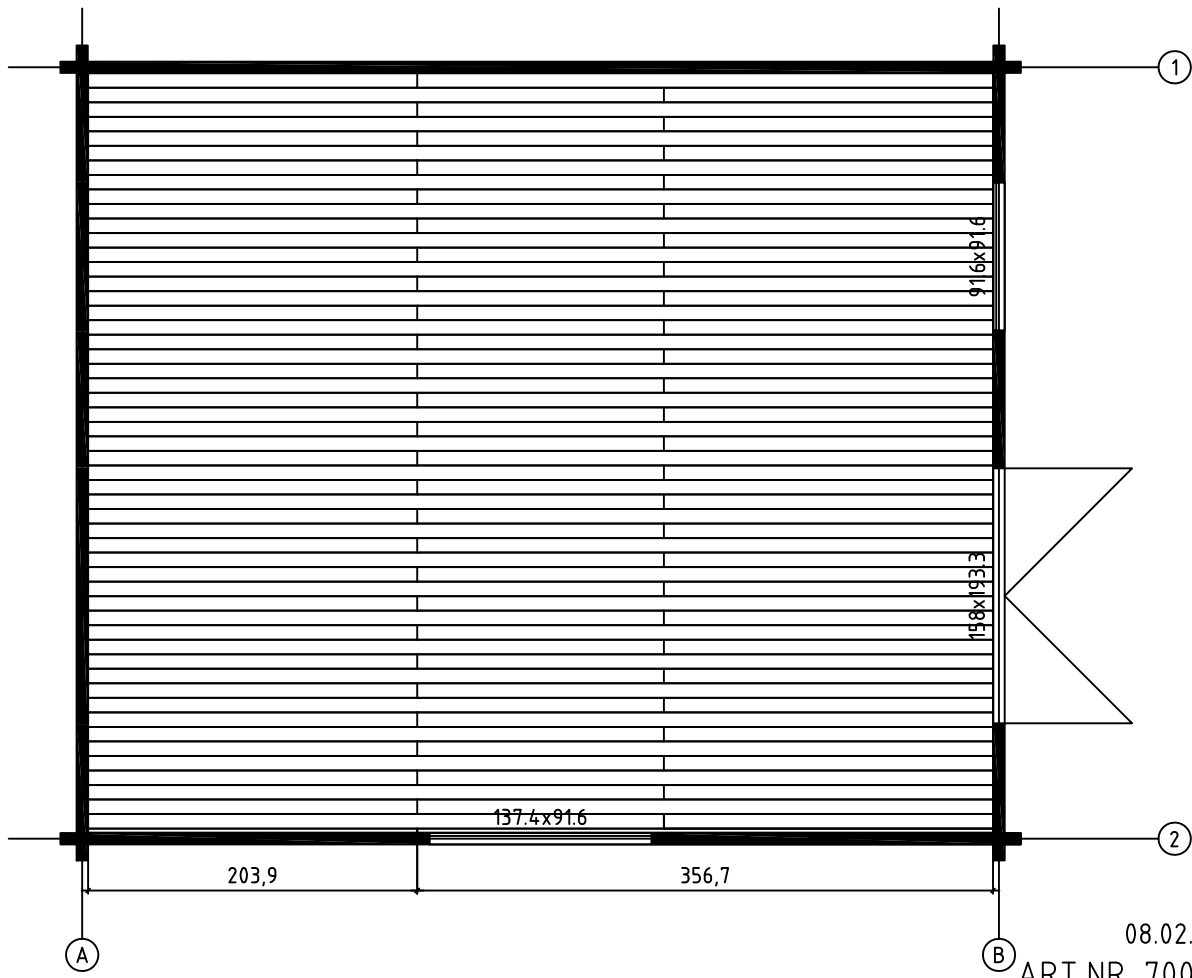
GROUNDPLAN - GRUNDPLAN - PLAN DE MASSE

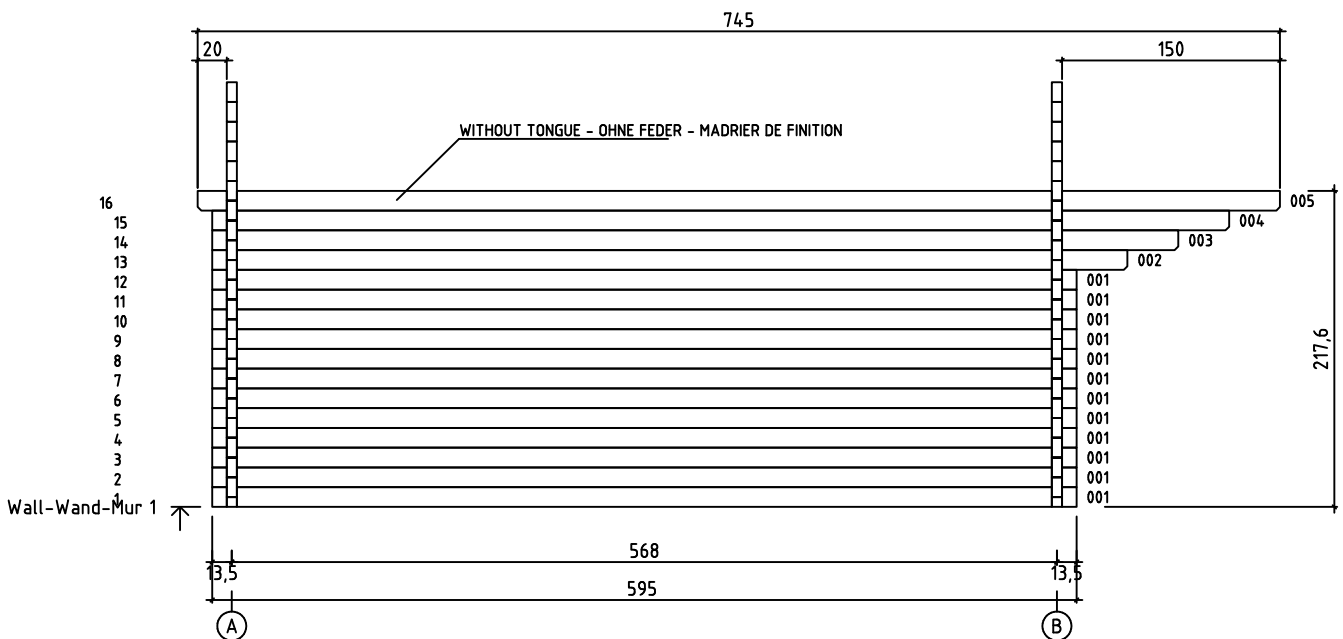
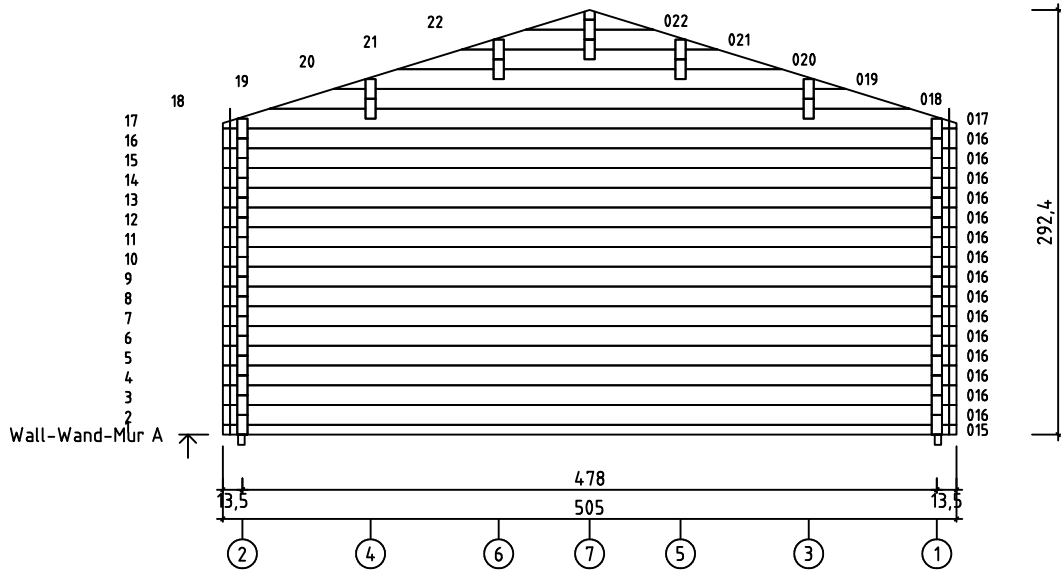
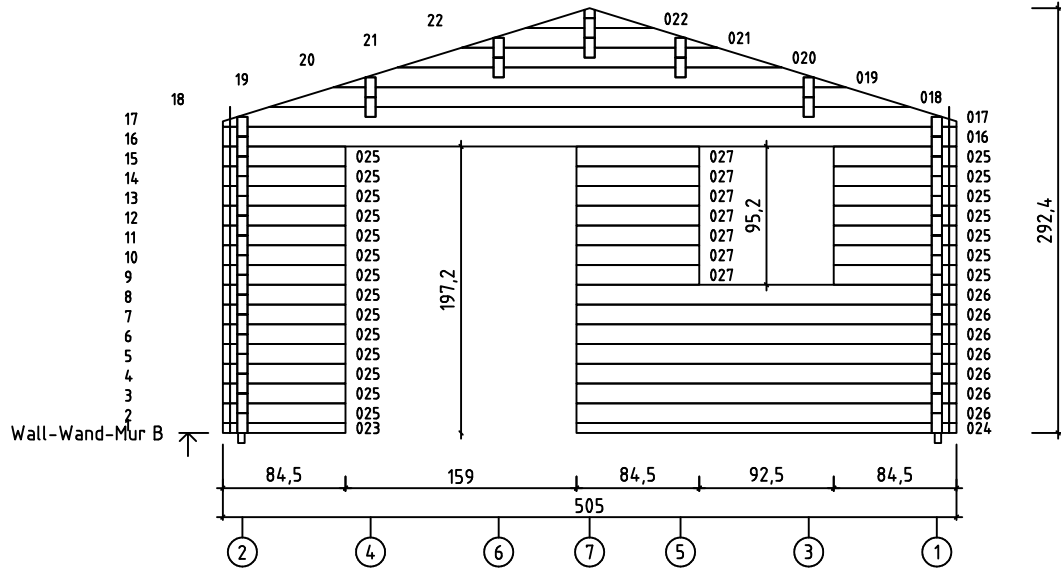


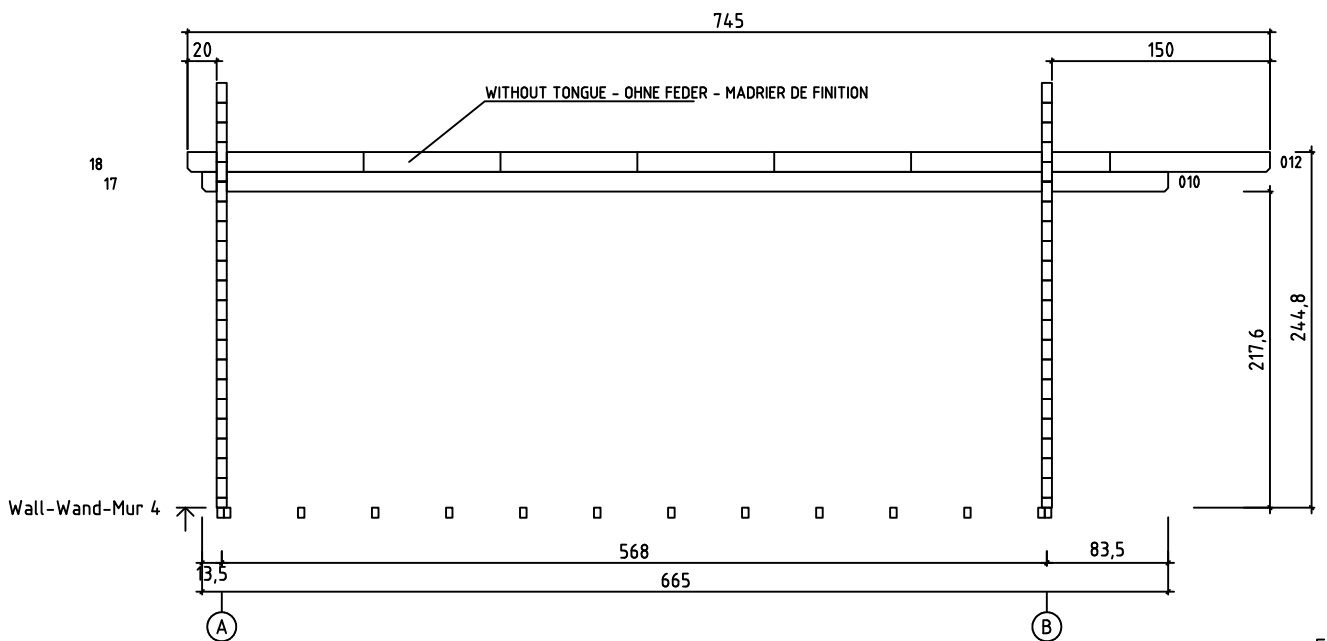
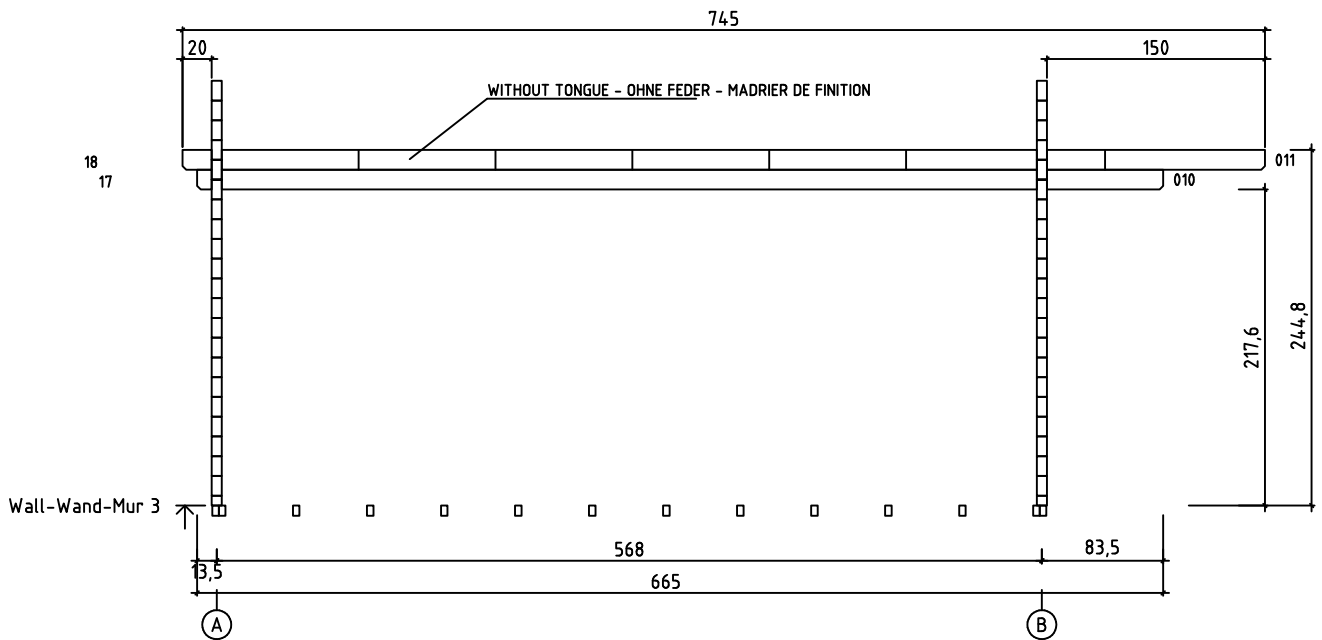

FOUNDATION - FUNDAMENT - FONDACTION

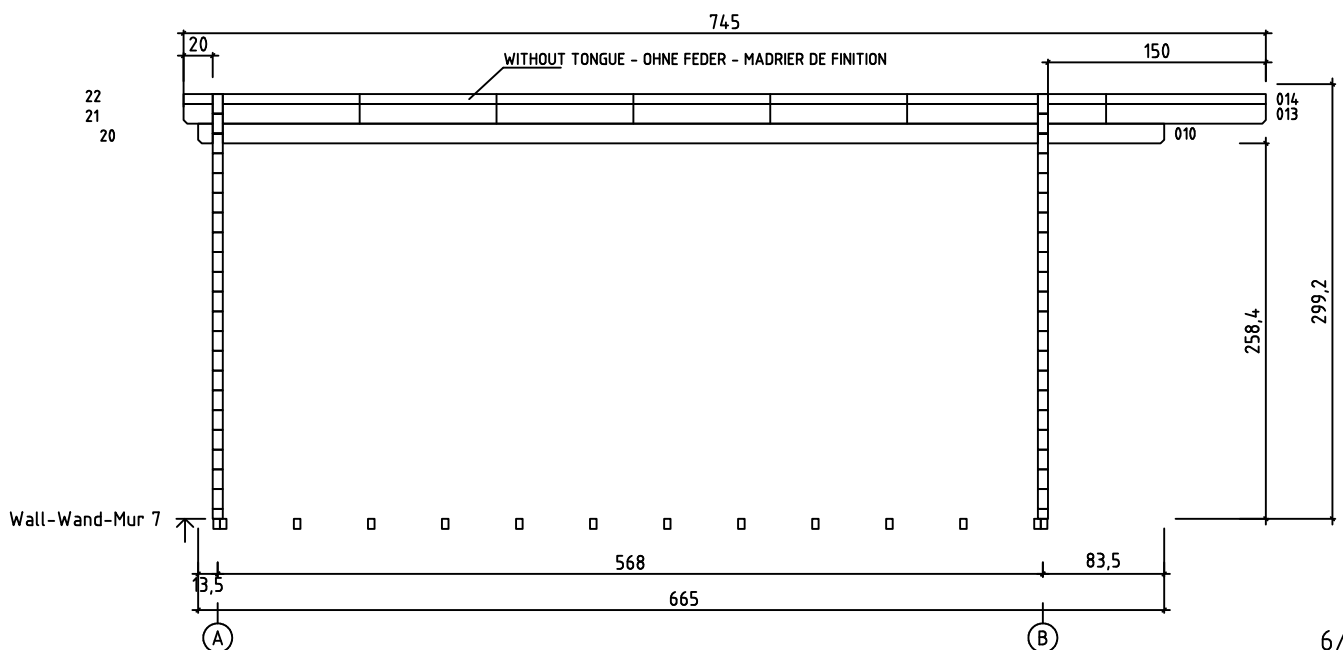
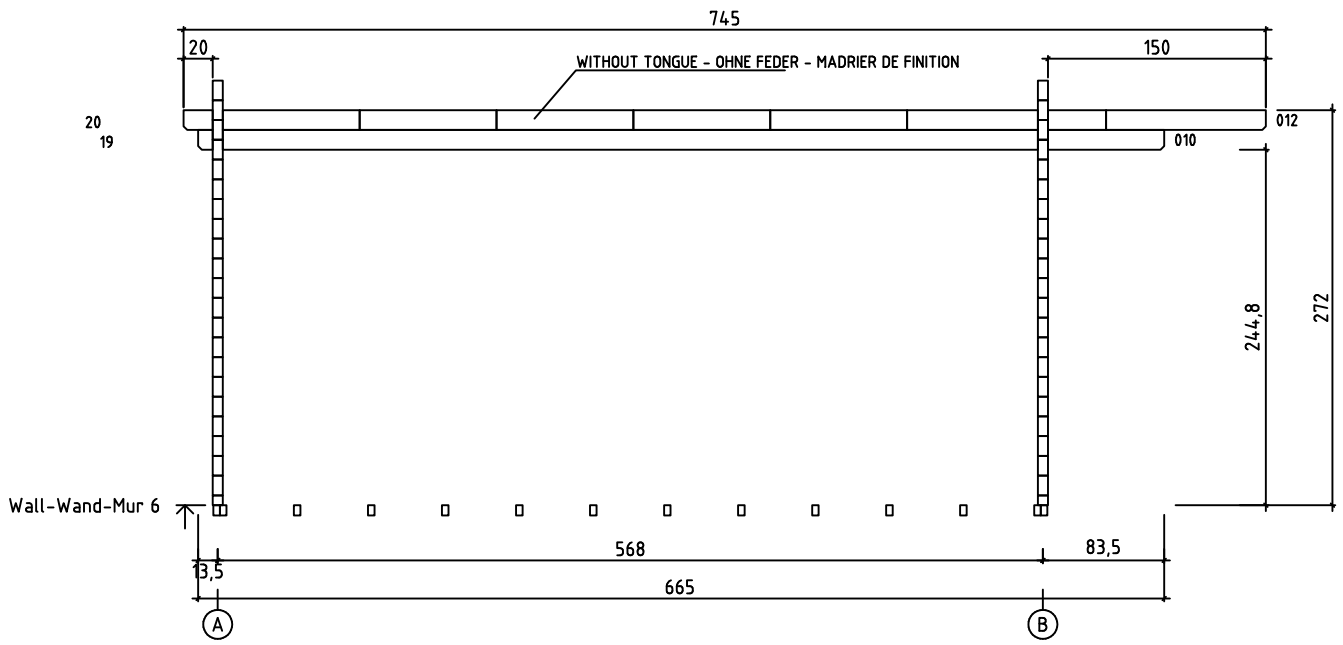
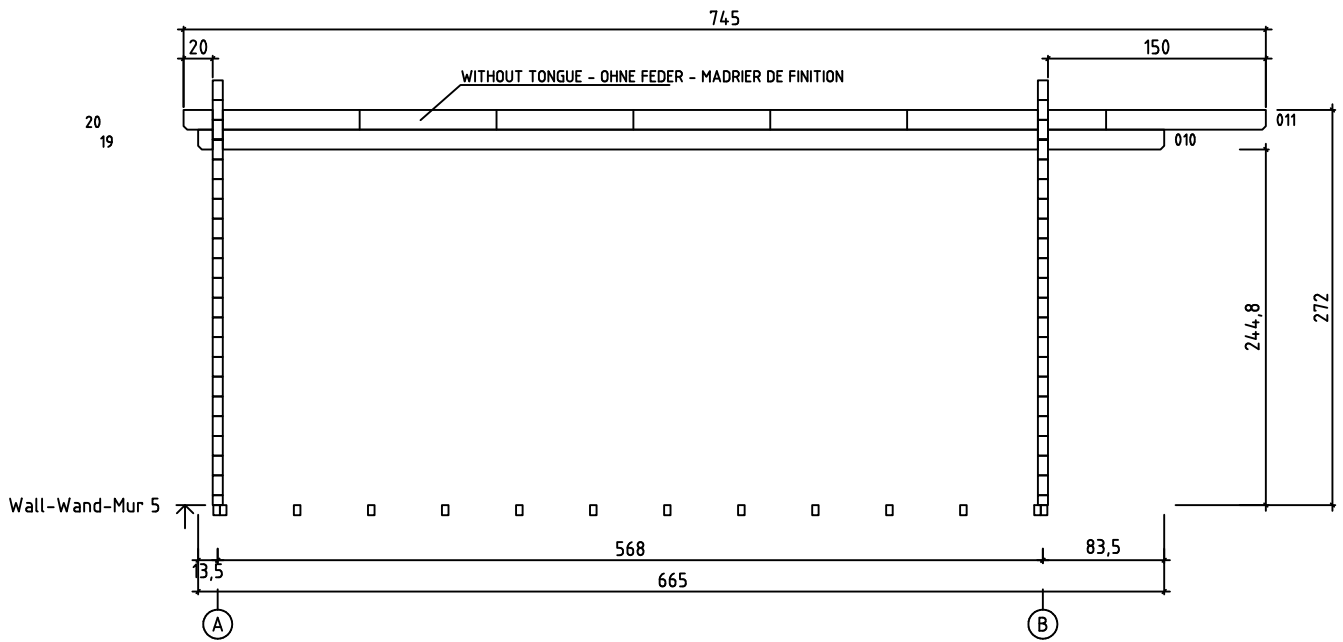


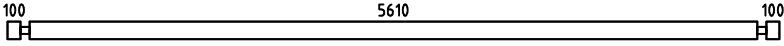








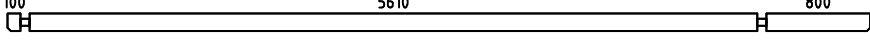

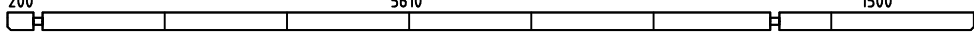
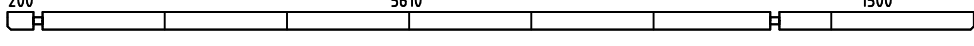
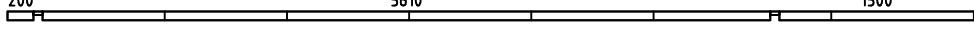
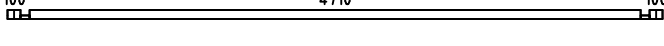

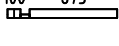
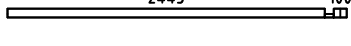
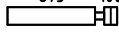


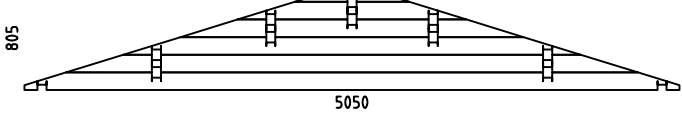

FLOOR BOARDS - FUSSBODENBRETTER - LAME DE PLANCHER



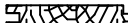

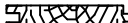


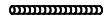
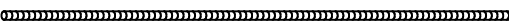
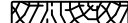





























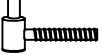
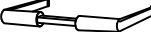

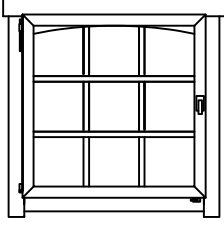
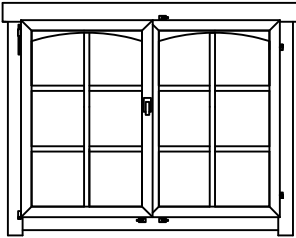






Pos	08.02.2011	ART.NR. 700802	7/9	St.	Profile (mm)	Lenght (mm)
001				19	70x136	5950
002				1	70x136	6300
003				1	70x136	6650
004				2	70x136	7000
005				1	70x136	7450
006				12	70x136	2283
007				1	70x136	2633
008				1	70x136	2983
009				1	70x136	7450
010				5	70x136	6650
011				2	70x136	7450
012				2	70x136	7450
013				1	70x136	7450
014				1	70x68	7450
015				1	70x68	5050
016				16	70x136	5050
023				1	70x68	845
024				1	70x68	2615
025				21	70x136	845
026				7	70x136	2615
027				7	70x136	845
WA-1				1		
WB-1				1		

Pos	08.02.2011	ART.NR. 700802	8/9	St.	Profile (mm)	Lenght (mm)
IAR2	FOUNDATION - FUNDAMENT - FONDATION 			2	45x70	5740
IAR1	FOUNDATION - FUNDAMENT - FONDATION 			14	45x70	4750
	FLOOR BOARDS - FUSSBODENBRETTER - LAME DE PLANCHER		53	90x18	3567	
	FLOOR BOARDS - FUSSBODENBRETTER - LAME DE PLANCHER		53	90x18	2039	
	ROOF BOARDS - DACHBRETTER - VOLIGES		166	90x18	2800	
	FLOOR FILLET-FUSSBODENLEISTE - CORNIERE DE FINITION DU PLANCHER			18x18	20.62	
	ROOFING FELT FILLET - DACHPAPPENLEISTE - BAGUETTE DE FIXATION DU FEUTRE BITUMEUX		4	18x58	2850	
	TREADED ROD M12 - GEWINDESTANGE M12 - TIGE FILETÉE M12		4		180	
	TREADED ROD M12 - GEWINDESTANGE M12 - TIGE FILETÉE M12		4		2000	
	EAVES BOARD - TRAUFBRETT - BANDEAU DE TOIT		4	18x90	3725	
	ROOF EDGE REINFORCEMENT - DACHRANDVERSTÄRKUNG - CORNIERE DE RENFORT DE BORD DE TOIT		4	28x34	3725	
	GABLE MOULDING - GIEBELLEISTE - PLANCHE DE RIVE		4	18x120	2850	
	WINDOW HANDLE FITTINGS-FENSTERGRIFF - POIGNÉE D'OUVERTURE DE FENETRE		2			
	LENGTHENING BOLT FOR TREADED ROD -VERLÄNGERUNGSMUTTER FÜR GEWINDESTANGE - MANCHON DE RACCORDEMENT DE TIGE FILETÉE		4			
	DRIVE NUT TREADED ROD - EINSHLAGMUTTER FÜR GEWINDESTANGE ÉCROU A FRAPPER POUR TIGE FILITÉE		4			
	NUT FOR TREADED ROD - MUTTER FÜR GEWINDESTANGE - ÉCROU POUR TIGE FILETÉE		4			
	PLAIN WASHER TREADED ROD - UNTERLEGSCHIEBE FÜR GEWINDESTANGE RONDELLE PLATE POUR TIGE FILETÉE		4			
	SCREW FOR GABLE SEGMENT - SCHRAUBEN FÜR DECKBLATT - VIS POUR FIXATION LOSANGE DE FINITION		4	3.5x35		
	SCREW FOR ROOF BOARDS - SCHRAUBEN FÜR DACHBRETTER - VIS D'ASSEMBLAGE DES VOLIGES DE TOIT		685	3.5x50		
	SCREW FOR FLOOR BOARDS - SCHRAUBEN FÜR FUSSBODENBRETTER VIS D'ASSEMBLAGE DES LAMES DE PLANCHER		707	3.5x50		
	SCREW FOR GABLE MOULDING - SCHRAUBEN FÜR GIEBELLEISTE - VIS DE FIXATION POUR PLANCHE DE RIVE		32	3.5x50		
	SCREW FOR FILLET - SCHRAUBE ZUR BEFESTIGUNG TÜRLEISTE - VIS D'ASSEMBLAGE DU CADRE DE PORTE		5	3x30		
	SCREW FOR EAVES BOARDS - SCHRAUBEN FÜR TRAUFBRETTER - VIS DE FIXATION POUR BANDEAU DE TOIT		36	4x40		
	SCREW FOR ROOF EDGE REINFORCEMENT - SCHRAUBEN FÜR DACHRANDVERSTÄRKUNG - VIS POUR RENFORT DE BORD DE TOIT		36	4x40		
	SCREW FOR ROOF BEAMS - SCHRAUBEN FÜR DACHBALKEN - VIS POUR PANNE DE TOIT		14	5x120		

Pos	08.02.2011	ART.NR. 700802	9/9	St.	Profile (mm)	Lenght (mm)
	SCREW FOR GABLE - SCHRAUBEN FÜR GIEBEL - VIS POUR FIXATION DES PIGNONS			24	5x120	
	SCREW FOR 1. WALL BEAM - SCHRAUBE FÜR 1. BOHLENREIHE - VIS DE FIXATION DES FONDATIONS			8	5x90	
	SCREW FOR FUNDAMENT - SCHRAUBEN ZUR BEFESTIGUNG FUNDAMENT VIS POUR FONDATION			36	5x90	
	SCREW FOR DOOR JAMB - SCHRAUBE FÜR TÜRRAHMEN - VIS DE FIXATION POUR MONTANT DE PORTE			4	5x90	
	SCREW FOR FIXING ROOF BEAMS - VERBINDUNGSSCHRAUBEN FÜR DACHPFETTEN - VIS DE FIXATION DES PANNES DE TOIT			30	8x220	
	ZN NAIL FOR FLOOR FILLET - ZN NÄGEL FÜR FUSSBODENLEISTE - POINTE POUR CORNIERE DE FINITION DU PLANCHER			41	1.4x40	
	HAMMER BLOCK - SCHLAGHOLZ - CALLE DE FRAPPE			1		
	SCREW FOR DOORSTEP - SCHRAUBEN FÜR SWELLE - VIS DE FIXATION DU SEUIL DE PORTE			3	4.5x65	
	ZN NAIL FOR ROOFING FELT FILLET - ZN NÄGEL FÜR DACHPAPPENLEISTE POINTE POUR BAGUETTE FIXATION FEUTRE BITUMEUX			24	2x40	
	BOLT FOR WINDOW HANDLE FITTINGS - BOLZEN FÜR FENSTERGRIFF BESCHLAG - BOULON POUR POIGNÉE D'OUVERTURE DE FENETRE			4		
	GABLE SEGMENT-DECKBLATT - LOSANGE DE FINITION			2		
	SET OF DOOR LOCK COVERS - SCHLOSSBLENDEN - SET DE GARNITURES DE SERRURE DE PORTE			1		
	MALE BOLT HINGE FOR DOOR - TÜRRIEGEL - PARTIE MALE DE CHARNIERE DE PORTE			6		
	DOOR HANDLE FITTINGS-TÜRGRIFF - SET DE GARNITURES DE SERRURE DE PORTE			1		
	CYLINDER LOCK -ZYLINDERSCHLOSS - CYLINDRE DE SERRURE			1		
	WINDOW-FENSTER-FENETRE 916x916		AK.1.109.PSV.K7	1		
	WINDOW-FENSTER-FENETRE 1374x916		TAK.1.106.PSV.K7	1		
	 					
	DOOR-TÜR-PORTE 1580x1933		TUK.2.056.PVV.MMK7	1		
	