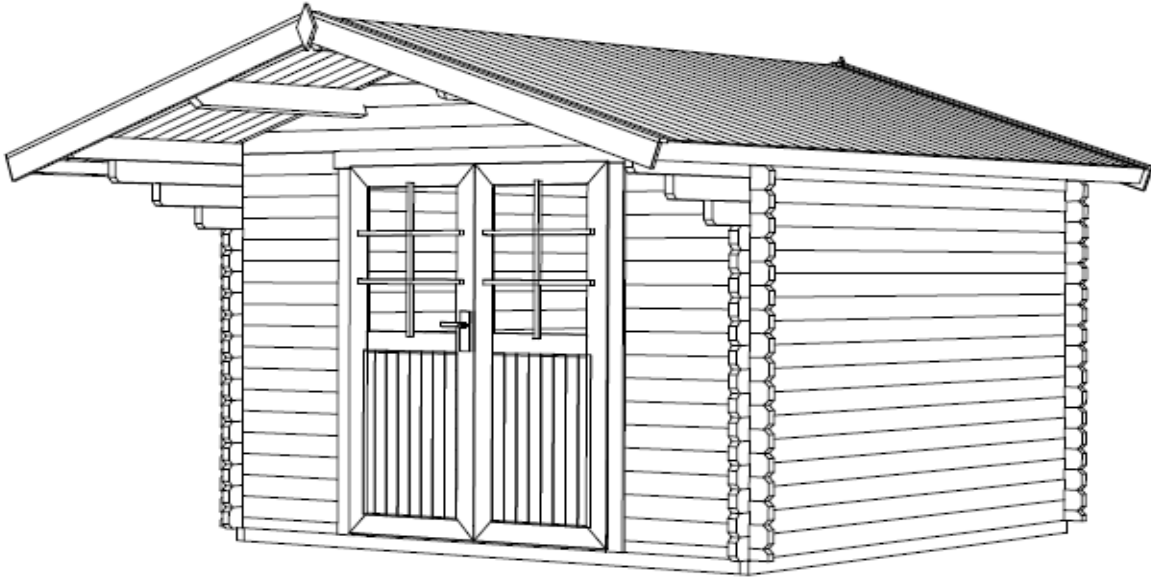
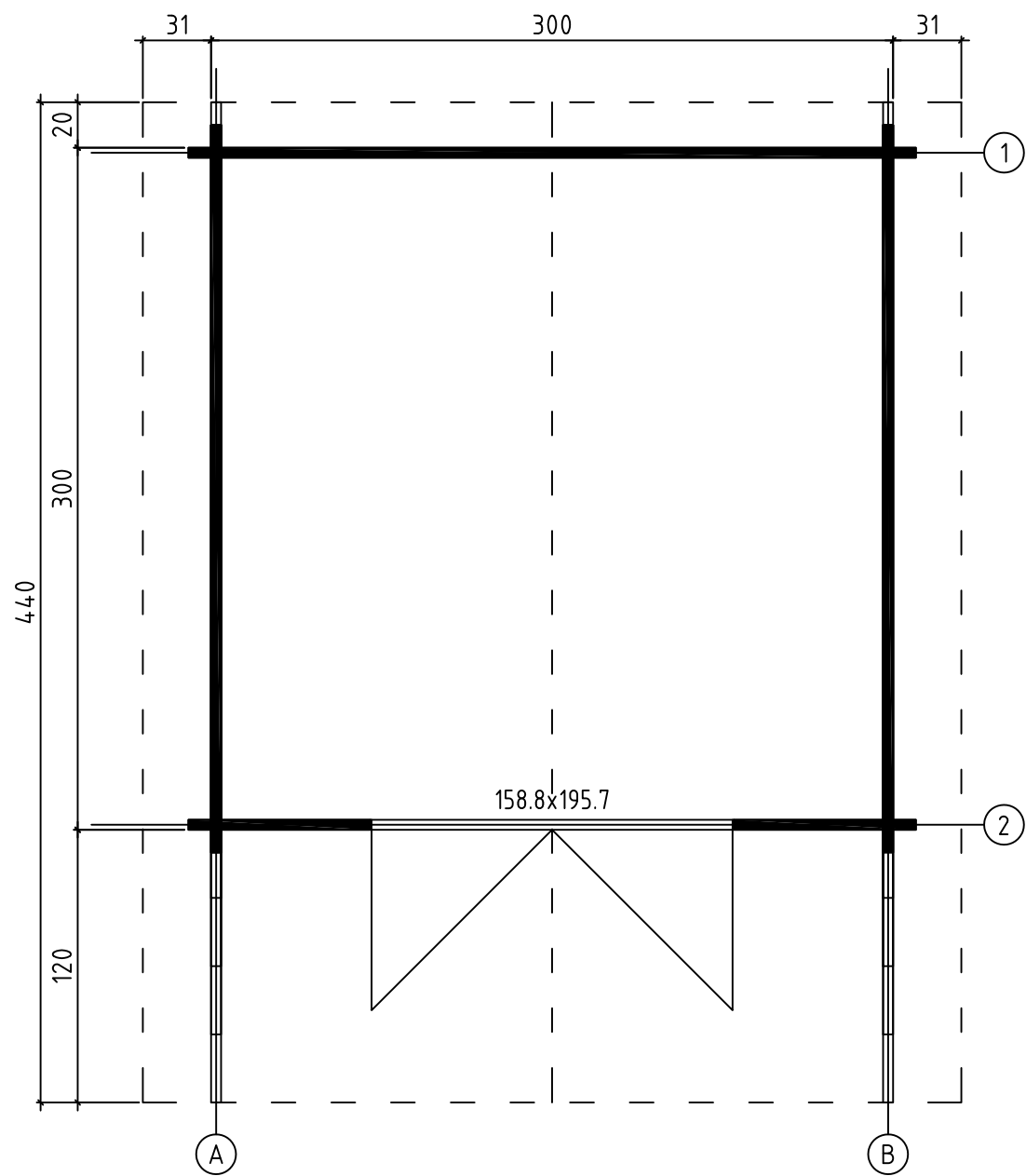


GOTLAND 1D
ART.NR. 440100

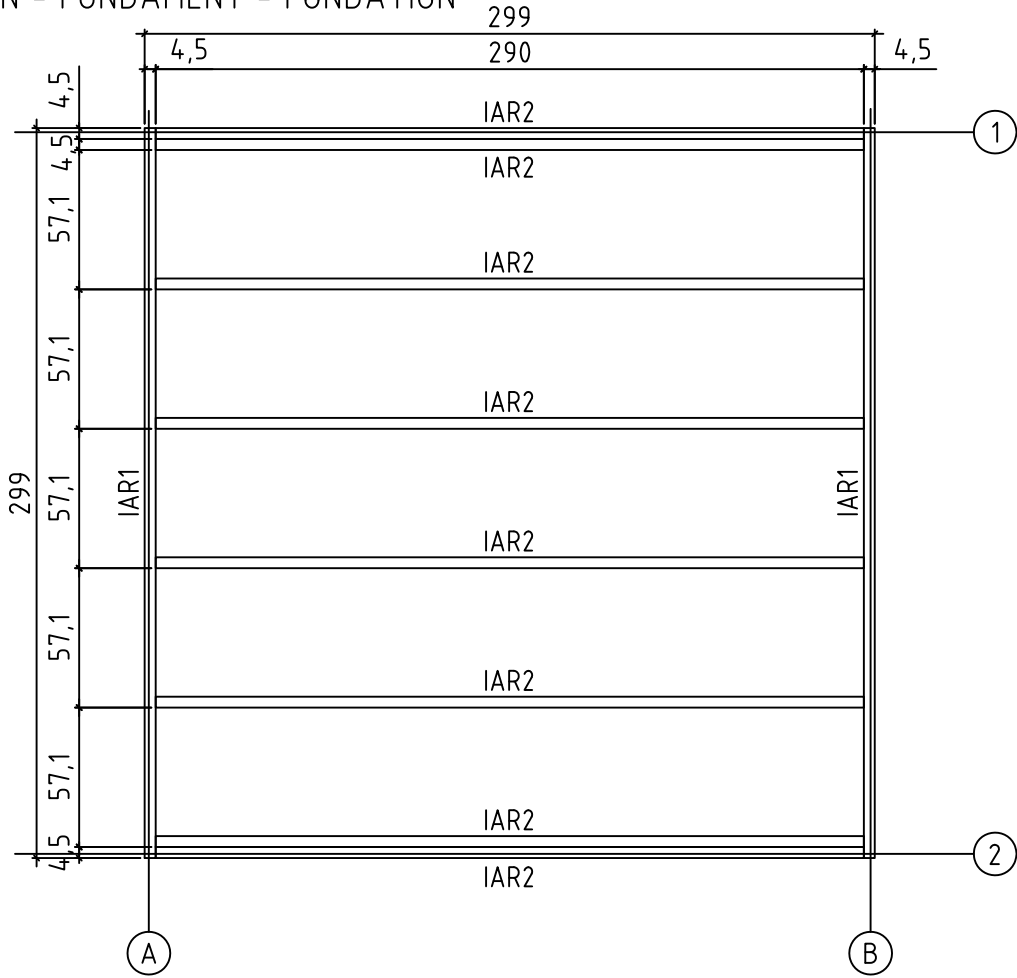
1/7



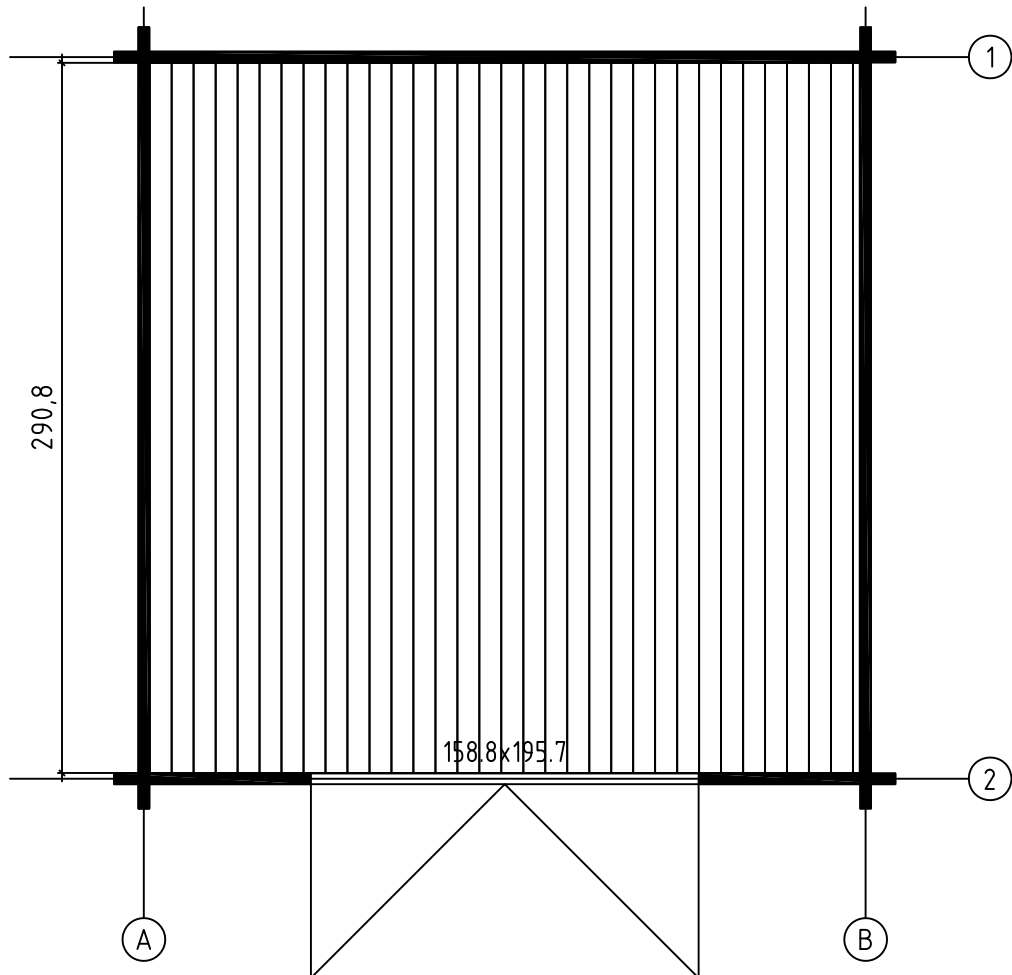
GROUNDPLAN - GRUNDPLAN - PLAN DE MASSE

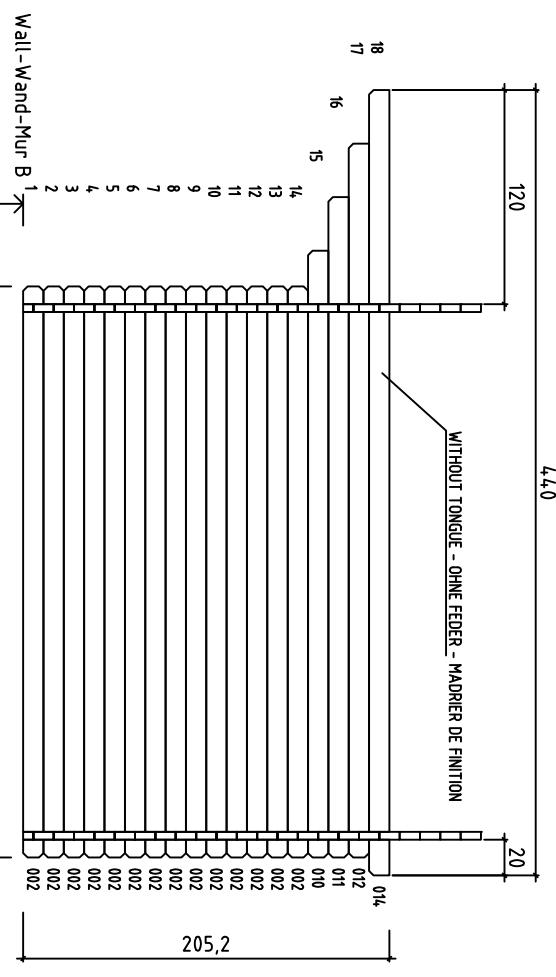
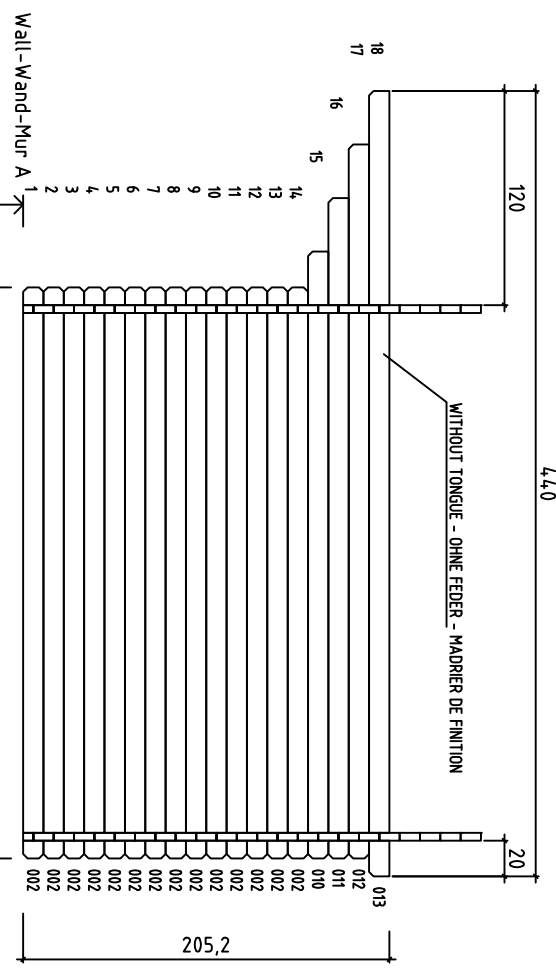
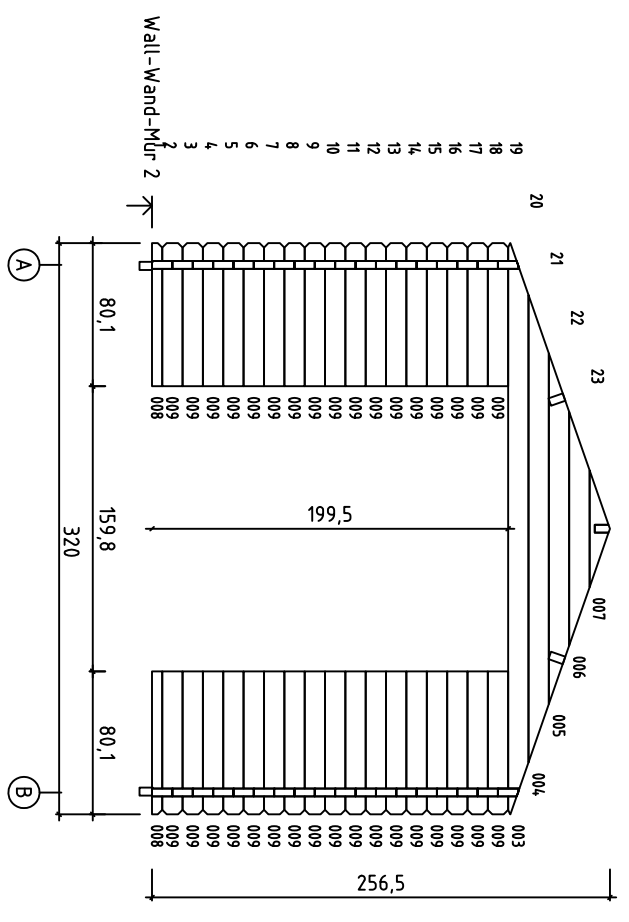
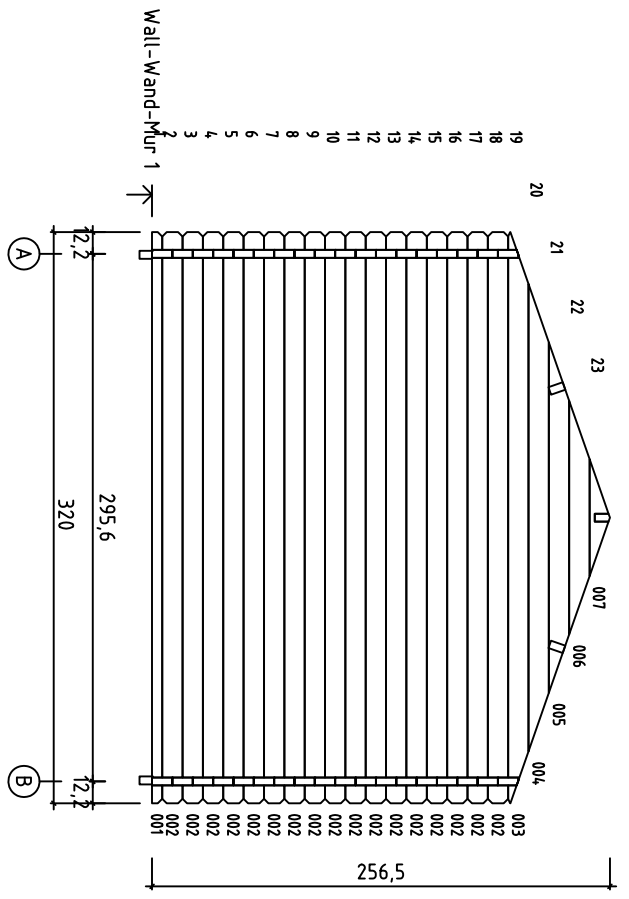


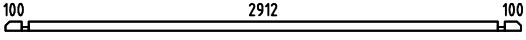
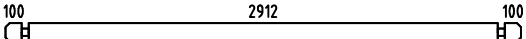
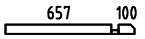
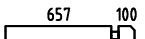
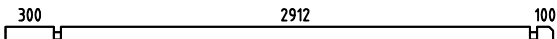




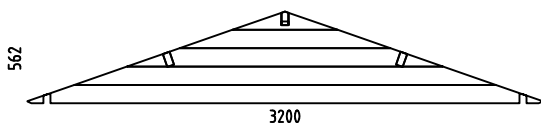
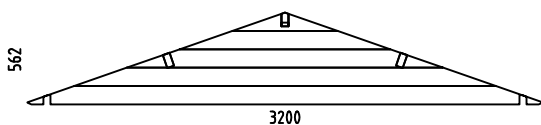


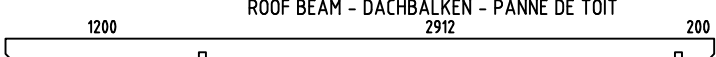





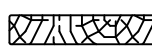



FOUNDATION - FUNDAMENT - FONDATION
















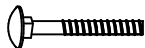

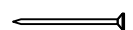


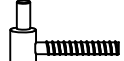




FLOOR BOARDS - FUSSBODENBRETTER - PLAN POSE PLANCHER





Pos	04.01.2011	ART. NR. 440100	5/7	Q.	P (mm)	L (mm)
001				1	44x57	3200
002				45	44x114	3200
008				2	44x57	801
009				34	44x114	801
010				2	44x114	3400
011				2	44x114	3700
012				2	44x114	4000
013				1	44x120	4400
014				1	44x120	4400
W1-1				1		
W2-1				1		
IAR1	FOUNDATION - FUNDAMENT - FONDATION 			2	45x70	2990
IAR2	FOUNDATION - FUNDAMENT - FONDATION 			8	45x70	2900
PR11	ROOF BEAM - DACHBALKEN - PANNE DE TOIT 			1	44x140	4400
PR21	ROOF BEAM - DACHBALKEN - PANNE DE TOIT 			2	44x140	4400
	FLOOR BOARDS - FUSSBODENBRETTER - LAME DE PLANCHER 			33	90x18	2908
	ROOF BOARDS - DACHBRETTER - VOLIGES 			98	90x18	1900
	FLOOR FILLET-FUSSBODENLEISTE - CORNIERE DE FINITION DU PLANCHER 				18x18	11.63
	ROOFING FELT FILLET - DACHPAPPENLEISTE - BAGUETTE DE FIXATION DU FEUTRE BITUMEUX 			4	18x58	1950
	EAVES BOARD - TRAUFBRETT - BANDEAU DE TOIT 			2	18x90	4400
	ROOF EDGE REINFORCEMENT - DACHRANDVERSTÄRKUNG - CORNIERE DE RENFORT DE BORD DE TOIT 			2	28x34	4400
	STORM PROTECTION - STURMLEISTE - LATTE ANTI-TEMPETE 			4	22x45	2000
	GABLE MOULDING - GIEBELLEISTE - PLANCHE DE RIVE 			4	18x120	1950

Pos	04.01.2011	ART. NR. 440100	6/7	Q.	P (mm)	L (mm)
	SCREW FOR GABLE SEGMENT - SCHRAUBEN FÜR DECKBLATT - VIS POUR FIXATION LOSANGE DE FINITION		4	3.5x35		
	SCREW FOR DOORSTEP - SCHRAUBEN FÜR SWELLE - VIS DE FIXATION DU SEUIL DE PORTE		3	4.5x65		
	SCREW FOR GABLE MOULDING - SCHRAUBEN FÜR GIEBELLEISTE - VIS DE FIXATION POUR PLANCHE DE RIVE		24	3.5x50		
	SCREW FOR FILLET - SCHRAUBE ZUR BEFESTIGUNG TÜRLEISTE - VIS D'ASSEMBLAGE DU CADRE DE PORTE		5	3x30		
	SCREW FOR EAVES BOARDS - SCHRAUBEN FÜR TRAUFBRETTER - VIS DE FIXATION POUR BANDEAU DE TOIT		20	4x40		
	SCREW FOR ROOF EDGE REINFORCEMENT - SCHRAUBEN FÜR DACHRANDVERSTÄRKUNG - VIS POUR RENFORT DE BORD DE TOIT		20	4x40		
	SCREW FOR ROOF BEAMS - SCHRAUBEN FÜR DACHBALKEN - VIS POUR PANNE DE TOIT		10	5x120		
	SCREW FOR 1. WALL BEAM - SCHRAUBE FÜR 1. BOHLENREIHE - VIS DE FIXATION DES FONDATIONS		7	5x90		
	SCREW FOR FUNDAMENT - SCHRAUBEN ZUR BEFESTIGUNG FUNDAMENT - VIS POUR FONDATION		16	5x90		
	SCREW FOR DOOR JAMB - SCHRAUBE FÜR TÜRRAHMEN - VIS DE FIXATION POUR MONTANT DE PORTE		4	5x90		
	ZN NAIL FOR FLOOR FILLET - ZN NÄGEL FÜR FUSSBODENLEISTE - POINTE POUR CORNIERE DE FINITION DU PLANCHER		23	1.4x40		
	HAMMER BLOCK - SCHLAGHOLZ - CALLE DE FRAPPE		1			
	ZN NAIL FOR ROOFING FELT FILLET - ZN NÄGEL FÜR DACHPAPPEN-LEISTE - POINTE POUR BAGUETTE FIXATION FEUTRE BITUMEUX		20	2x40		
	GABLE SEGMENT-DECKBLATT - LOSANGE DE FINITION		2			
	NUT FOR STORM PROTECTION - SCHRAUBENMUTTER FÜR STURMLEISTE - ÉCROU POUR LAME ANTI-TEMPETE		8			
	BOLT FOR STORM PROTECTION - BOLZEN FÜR STURMLEISTE - VIS POUR LAME ANTI-TEMPETE		8			
	WASHER FOR STORM PROTECTION - DICHTSCHEIBE FÜR STURMLEISTE - RONDELLE POUR LAME ANTI-TEMPETE		8			
	ZN NAIL FOR ROOF - ZN NÄGEL FÜR DACHBRETTER - POINTE POUR TOIT		310	2x50		
	ZN NAIL FOR FLOOR - ZN NÄGEL FÜR FUSSBODENBRETTER - CLOUS POUR PLANCHER		205	2x50		
	SET OF DOOR LOCK COVERS - SCHLOSSBLENDEN - SET DE GARNITURES DE SERRURE DE PORTE		1			
	MALE BOLT HINGE FOR DOOR - TÜRRIEGEL - PARTIE MALE DE CHARNIERE DE PORTE		6			
	DOOR HANDLE FITTINGS-TÜRGRIF - SET DE GARNITURES DE SERRURE DE PORTE		1			
	CYLINDER -ZYLINDERSCHLOSS - CYLINDRE DE SERRURE		1			

Pos	04.01.2011	ART. NR. 440100	7/7	Q.	P (mm)	L (mm)
	DOOR-TÜR-PORTE 1588x1957	TUK.2.056.SVV.MM		1		
